




BOOMLIGHT™

SAFETY LIGHTING FOR HEAVY CIVIL INDUSTRY





SAFETY

Boomlight provides cutting-edge lighting solutions designed to significantly enhance visibility and safety on job sites, reducing the risk of accidents and reducing downtime.

VISIBILITY

Our advanced lighting systems address the critical need for improved illumination in low visibility environments, such as night work and adverse weather.

SAVINGS

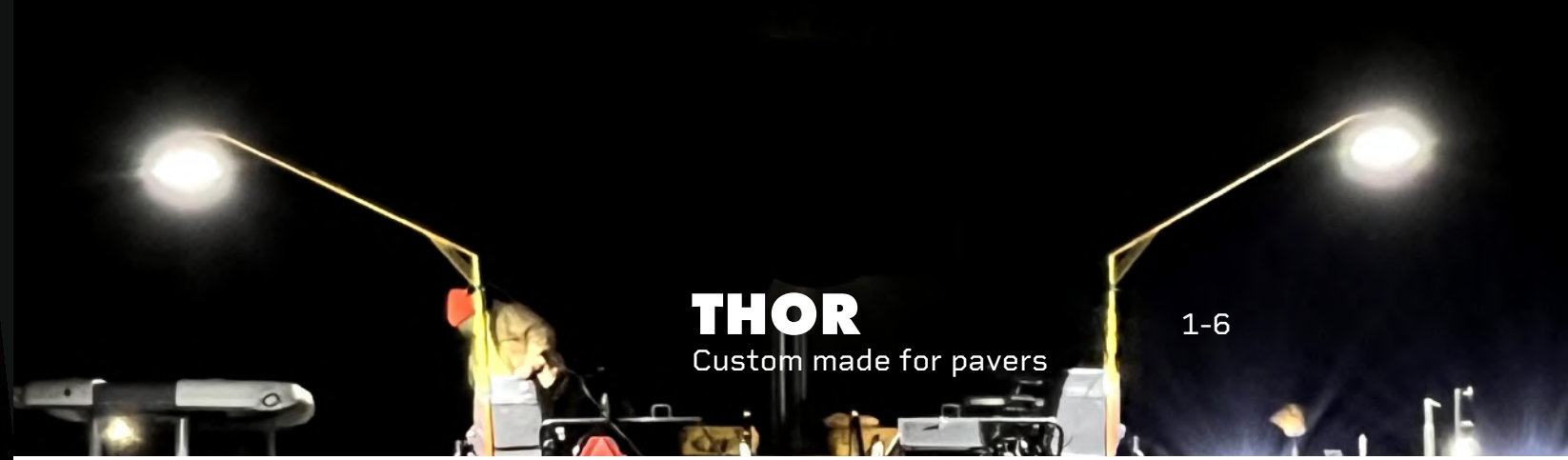

Boomlight saves money by increasing efficiency. Better visibility allows for better inspection, allowing more quality control, and fewer re-works.

QUALITY

Our focus on high-quality, durable lighting solutions underscores our commitment to making the best lighting available for heavy duty industries.

THE BOOMLIGHT CIRCLE OF SAFETY

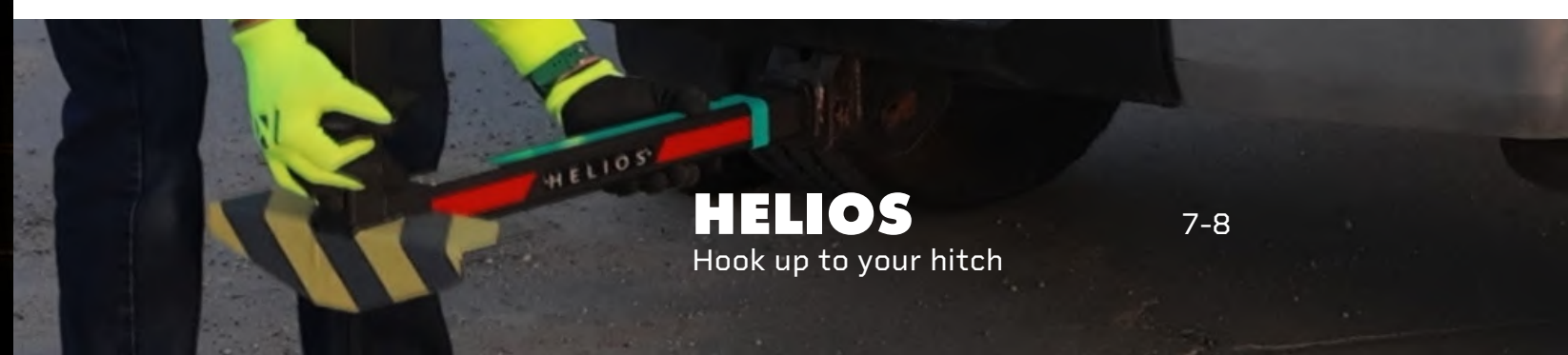
1000 square foot light ring,
with light at 8 foot height.
21,000 lumens straight to the
ground, no glare to the sides.



THOR

Custom made for pavers

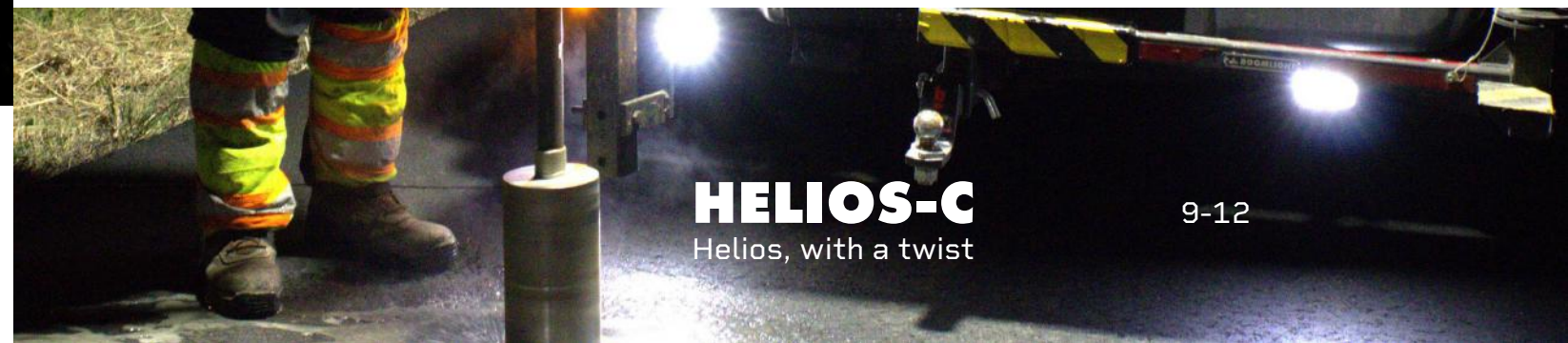
1-6



HELIOS

Hook up to your hitch


7-8



HELIOS-C

Helios, with a twist

9-12



THE HEART OF EVERY BOOMLIGHT

150w ROUND HIGH BAY LIGHT
IP-65 rated - protection from water & dirt
warrantied for 50,000 hours or 5 years
die-cast aluminum housing
UV stabilized powder coat
draws 1.65 amps



APOLLO

Heavy duty magnetic light

13-14

COMING SOON

ORION - rolling boomlight
RA - roller lighting

THOR™

BY  BOOMLIGHT™

Thor is the ultimate portable lighting solution for heavy equipment, especially paving machines. With custom fit options available, the applications are wide ranging.



U.S. Patent No. 12,345,384



ELECTRICAL

- encased in 14ga US steel
- customized cord length
- 100-277V (5000K)
- draws 1.65 amps

STRUCTURE


- 14ga US Steel
- customized steel arm length
- limited lifetime guarantee
- standard length 5'6"
- powder coated

SWIVEL BASE

- rotates 360°
- secure in position with provided pin
- telescopes vertically in 2" increments
- secure height with provided pin
- grade 8 mounting hardware supplied

YOKE MOUNT BRACKET

- pivots to direct light where needed
- secured with comfort-grip tightening knobs
- steel threaded safety cable with caribiner clip



CUSTOM 150W ROUND HIGH BAY LIGHT(S)


- engine thermally isolated from driver
- 142,000 total package lumen output
- diffused lens usage optional
- total package draw: 3.3 amps
- rated Power: 150W
- IP Rating: IP65
- 120° Beam angle
- PF>.95

extension tube adapts to
Cat type AP1000 pavers



EXTENSION TUBE

- stock length - 68"



SAFETY CABLE

- accident prevention
- aircraft cable
- carabiner clip

LIGHT CASE

- impact resistant
- shock absorbing foam
- comfort-grip handle
- weighs 21 lbs. with light



STROBE PACKAGE

- optional add-on
- flashes intermittently
- adds awareness, safety



ANGLE MOUNT

- 1/4" US Steel
- allows access for adjusting pivot nut
- custom mounts available by request
- grade 8 mounting hardware supplied

U.S. Patent Pending



Helios was designed to turn your work truck into it's own light tower. Able to run on the vehicles power through a power inverter, you can bring safety lighting anywhere.



SAFETY CABLE

- accident prevention
- aircraft cable
- carabiner clip



HITCH STEP

- safe access to truck bed
- non-slip surface



SWIVEL BASE

- rotates 360°
- secure in position with provided pin



LIGHT CASE

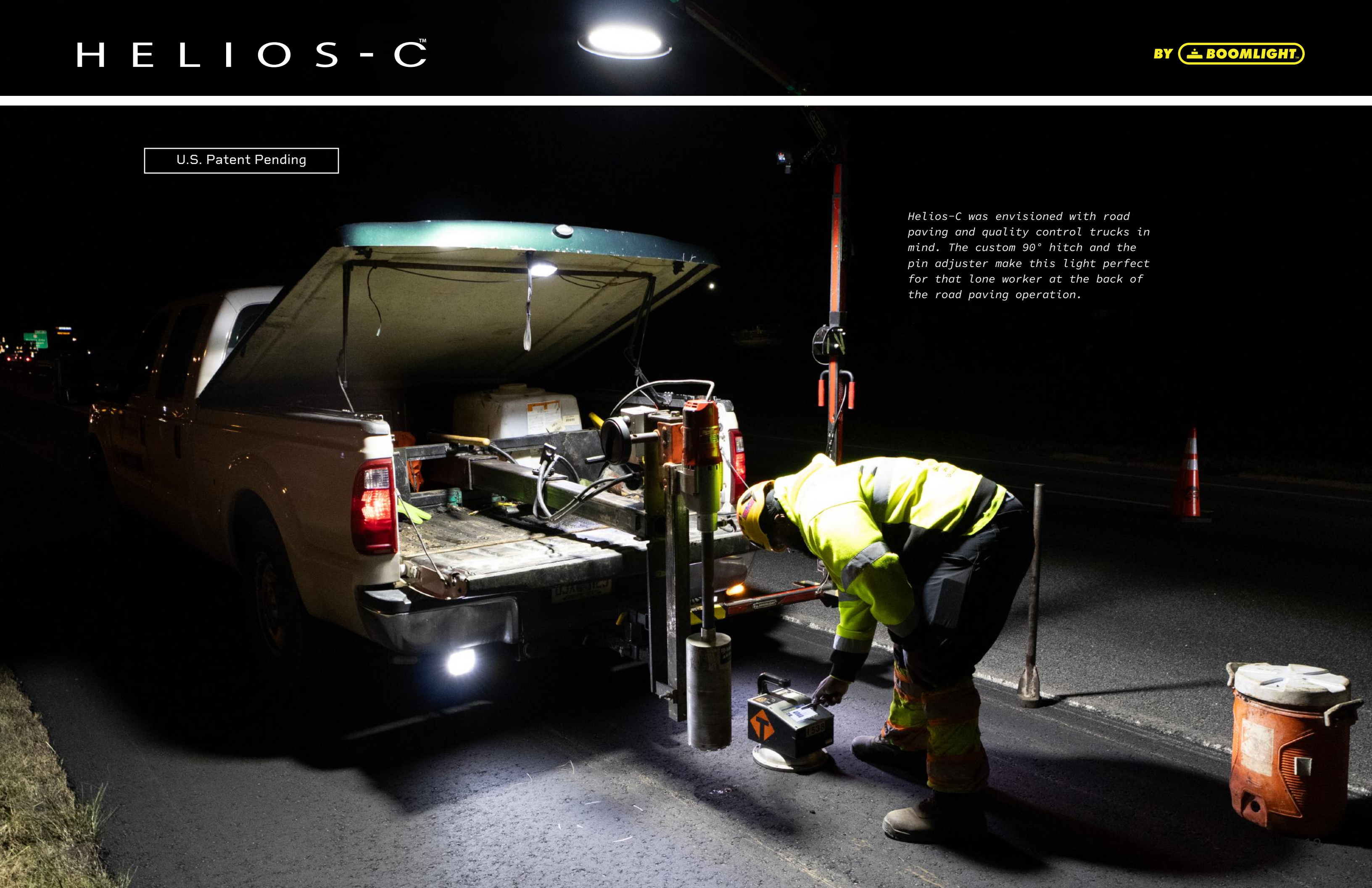
- impact resistant
- shock absorbing foam
- comfort-grip handle
- weighs 21 lbs. with light

HELIOS-C™

BY  BOOMLIGHT™

U.S. Patent Pending

Helios-C was envisioned with road paving and quality control trucks in mind. The custom 90° hitch and the pin adjuster make this light perfect for that lone worker at the back of the road paving operation.



STRUCTURE

- 14ga US steel
- customized steel arm length
- limited lifetime guarantee
- standard length 5'6"
- powder coated

SAFETY CABLES

- accident prevention
- aircraft cable
- carabiner clip

PIVOT BRACKET

- one person deployment
- dual locking pins
- four angle positions

LIGHT CASE

- impact resistant
- shock absorbing foam
- comfort-grip handle

TURN GRIPS

- rubber coated
- makes turning easy
- welded steel construction

ELECTRICAL

- velcro cord wraps attached
- use with power inverter
- 100-277V (5000K)
- draws 1.65 amps



CUSTOM 150W ROUND HIGH BAY LIGHT

- engine thermally isolated from driver
- diffused lens usage optional
- weighs 21 lbs. with case
- rated Power: 150W
- draws 1.65 amps
- IP Rating: IP65
- 120° Beam angle
- 21,000 Lumens
- PF>.95

CUSTOM HITCH STEP

- safe access to truck bed
- non-slip surface



LEVERAGE HANDLE

- use while lifting/lowering
- safe and easy adjusting
- included with package

SWIVEL BASE

- rotates 360°
- secure in position with provided pin
- 90° kick-out from receiver hitch



Apollo is a very bright light with two very powerful magnets and our yoke bracket. This light turns any near by metal into an extra hand.



CUSTOM 150W ROUND HIGH BAY LIGHT

- engine thermally isolated from driver
- diffused lens usage optional
- rated Power: 150W
- draws 1.65 amps
- IP Rating: IP65
- 120° Beam angle
- 21,000 Lumens
- PF>.95



CORD MAGNETS

- keeps cord tidy
- clips onto cord
- strong magnets



LIGHT CASE

- impact resistant
- shock absorbing foam
- comfort-grip handle
- weighs 21 lbs. with light

MAGNET YOKE

- tighten/loosen with knobs
- magnets hold 100lbs ea.
- pivots and turns



All Rights Reserved
Boomlight LLC



BE SAFE - BE SEEN

BOOMLIGHT.COM | 888.202.0115 | INFO@BOOMLIGHT.COM

